

Standard system modules

Storage as a continuous construction system fitted in front of the wall, not free-standing

Shelving sides

Shelving partitions

Available with or without back panel
Sloping elements only available without back panel

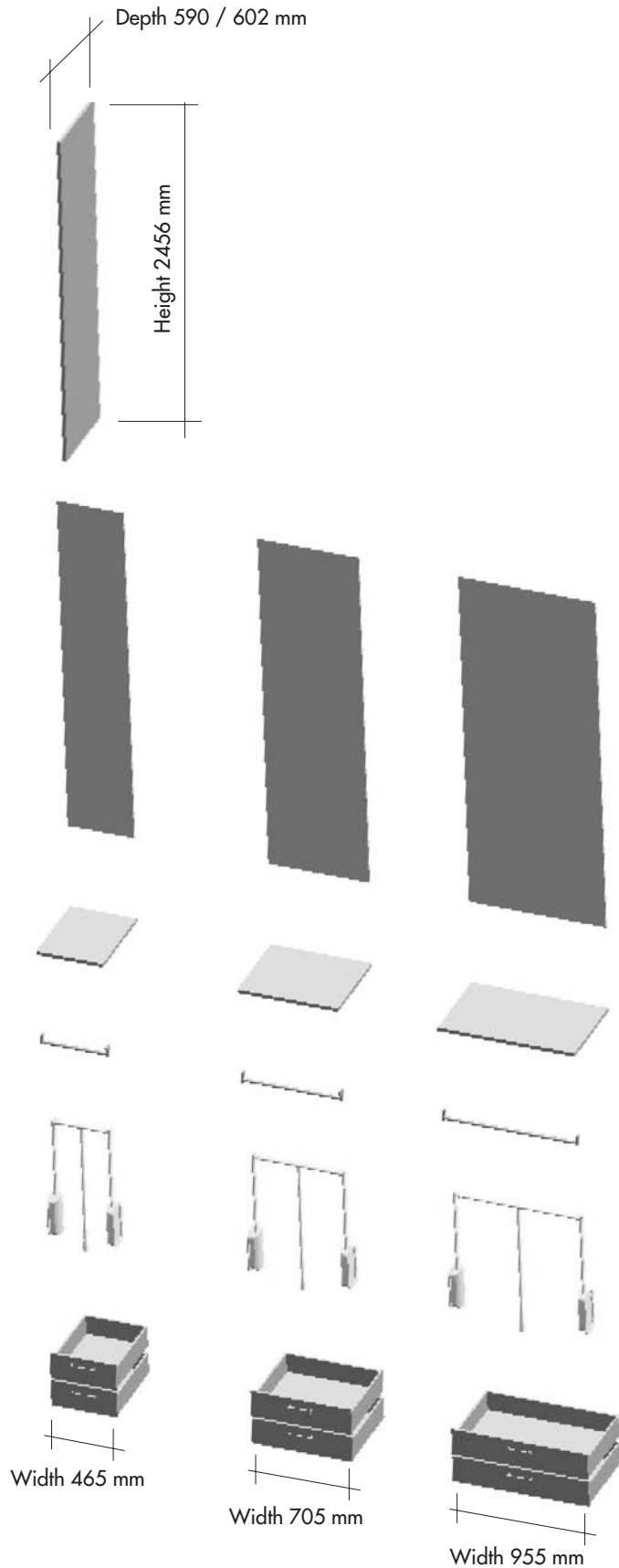
Material thickness:
Sides and shelves 25 mm
Back panels 8 mm with special back panel profile 12 mm

Fitting:
Shelves and sides with connectors
Back panels with special back panel profile

Clothes rails
fitted underneath shelves

Clothes lifts
fitted to sides or partitions

Drawers
Fully extending pull-outs with damped self-closing, prefitted on mounting plates



inside components list


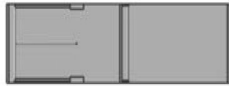



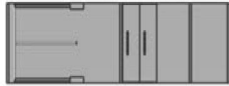






Dimensions	Unit height _____ mm Standard height 2456 mm	Unit width _____ mm	Unit depth _____ mm Standard depth 590 / 602 mm
------------	---	---------------------	--

Decorative finish	white <input type="checkbox"/>	alu-coloured <input type="checkbox"/>	maple <input type="checkbox"/>
-------------------	--------------------------------	---------------------------------------	--------------------------------

Configuration from left to right

				Individual components	Qty.
1st element	Clear element width _____ mm Standard widths 465/705/955 mm plus sides and partitions	Application example _____ (see page 6) with back panel <input type="checkbox"/>	or	Back panel	
				Shelves	
				Double drawer	
				Clothes rails	
				Clothes lifts	
2nd element	Clear element width _____ mm Standard widths 465/705/955 mm plus sides and partitions	Application example _____ (see page 6) with back panel <input type="checkbox"/>	or	Back panel	
				Shelves	
				Double drawer	
				Clothes rails	
				Clothes lifts	
3rd element	Clear element width _____ mm Standard widths 465/705/955 mm plus sides and partitions	Application example _____ (see page 6) with back panel <input type="checkbox"/>	or	Back panel	
				Shelves	
				Double drawer	
				Clothes rails	
				Clothes lifts	
4th element	Clear element width _____ mm Standard widths 465/705/955 mm plus sides and partitions	Application example _____ (see page 6) with back panel <input type="checkbox"/>	or	Back panel	
				Shelves	
				Double drawer	
				Clothes rails	
				Clothes lifts	
5th element	Clear element width _____ mm Standard widths 465/705/955 mm plus sides and partitions	Application example _____ (see page 6) with back panel <input type="checkbox"/>	or	Back panel	
				Shelves	
				Double drawer	
				Clothes rails	
				Clothes lifts	
Accessories				Tie rack	Qty.
				Trouser rack	
Total number of 25 mm thick sides and partitions					Qty.

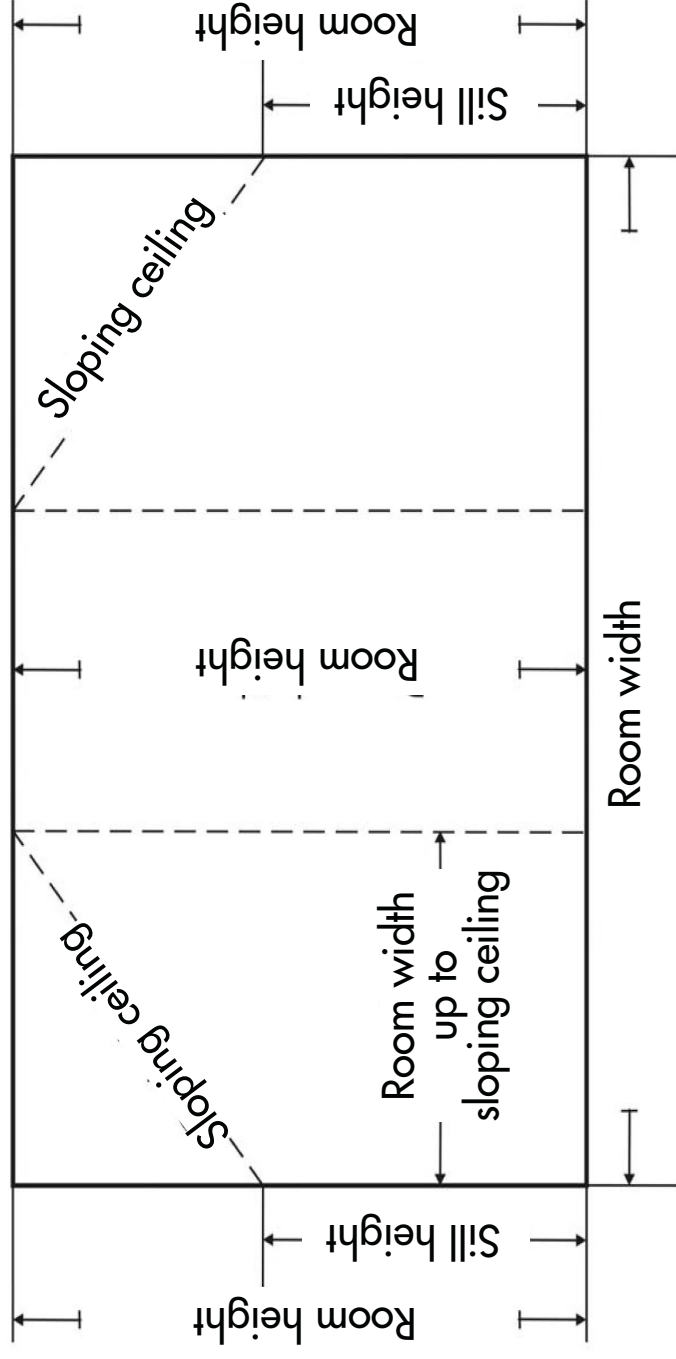
Application examples

	A		G
	B		H
	C		I
	D		J
	E		K
	F		L

- A = 3 shelves, 2 clothes rails
- B = 5 shelves, 1 clothes rail
- C = 7 shelves
- D = 5 shelves, 1 clothes rail, 1 double drawer
- E = 4 shelves, 1 clothes rail, 1 double drawer
- F = 4 shelves, 1 clothes rail, 2 double drawers
- G = 3 shelves, 1 clothes rail, 1 clothes lift
- H = 5 shelves, 1 clothes rail
- I = 4 shelves, 1 clothes lift, 1 double drawer
- J = 3 shelves, 1 clothes lift, 2 double drawers
- K = 6 shelves, 2 double drawers
- L = 6 shelves, 1 double clothes rail

The number of shelves includes the top and bottom carcass shelves

For element widths 465 / 705 / 955 mm



Please note:
Elements for sloping ceiling only available **without** back panels.

inside modular storage system with 25 mm thick sides and shelves



Customer	Order	Surface	with back panels without back panels
----------	-------	---------	---

2456 mm . - - - -			2456 mm - - - -
1979 mm . - - - -			1979 mm - - - -
1595 mm . - - - -			1595 mm - - - -
1211 mm . - - - -			1211 mm - - - -
827 mm . - - - -			827 mm - - - -
443 mm . - - - -			443 mm - - - -

Dimension line = top edge of floor as principal grid
 Vertical positioning of shelves at 64 mm spacings
When using sliding doors in front of this system make sure that the drawers can be opened!