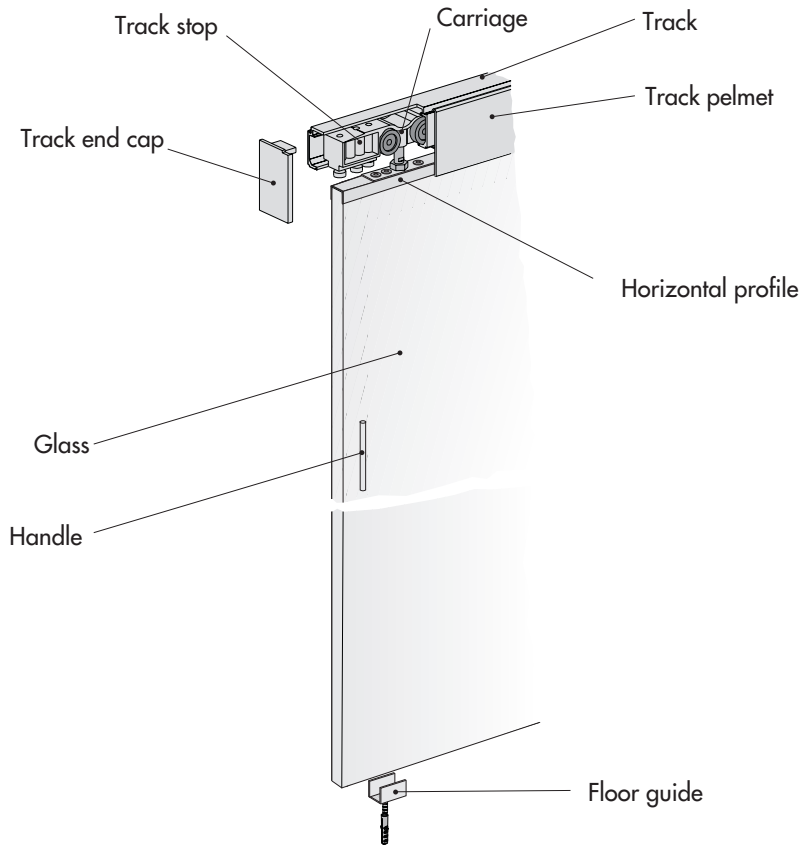
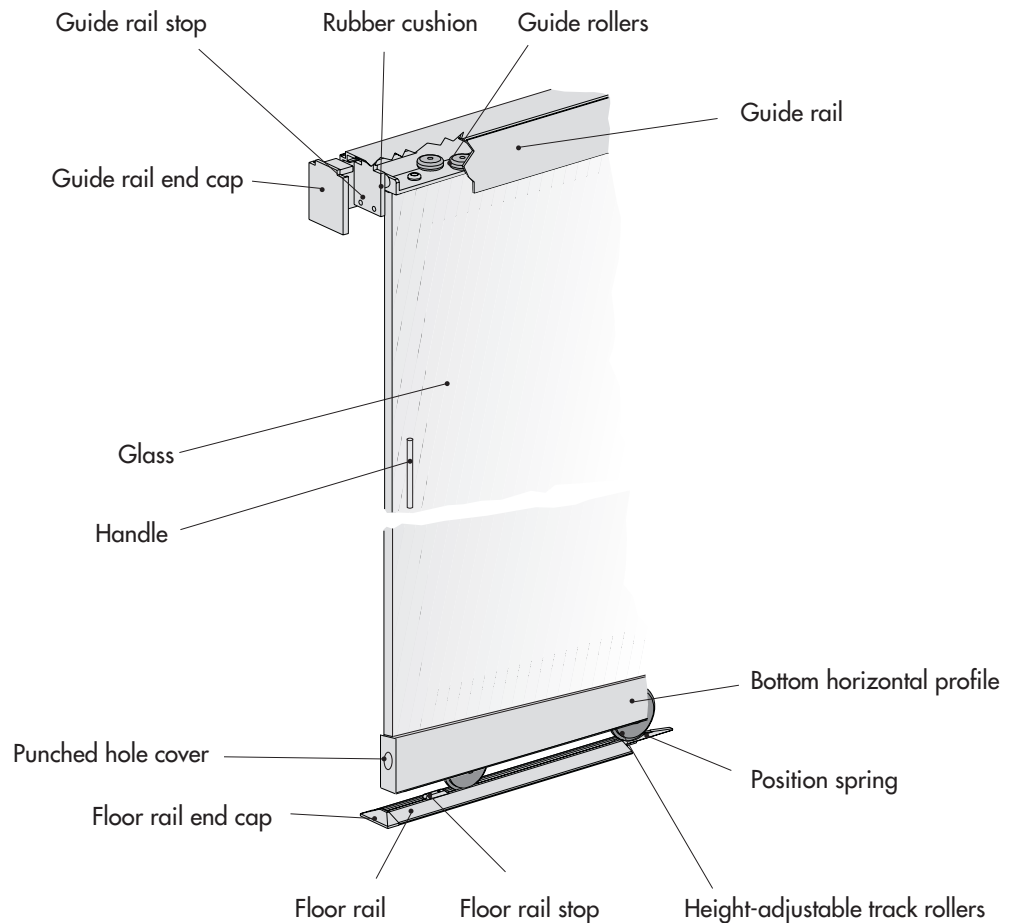


**ganzglas system drawing of sliding doors suspension system**



**ganzglas system drawing of sliding doors floor system**



**ganzglas measurements sheet single-leaf**

suspension system "H"

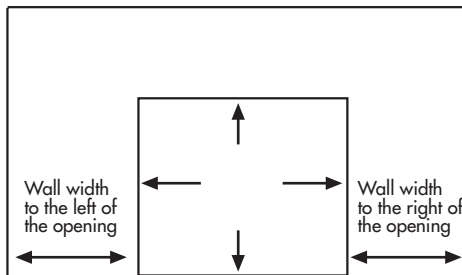
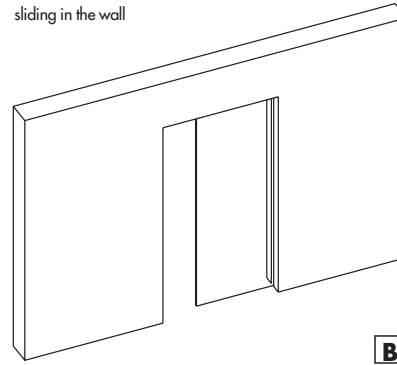
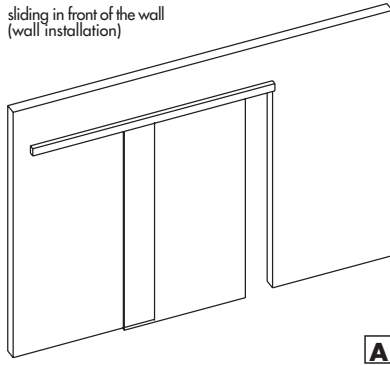
floor system "B"

**opening direction**  opening to the right

**Measurements for installation (A-B)**

opening to the left

e. g. suspension system, single-leaf, sliding in front of the wall = HA



**Height measurements of clear opening**

First measure the heights of the clear opening where the doors are to be installed:

Clear opening on left = mm  
 Clear opening in the centre = mm  
 Clear opening on right = mm

**Width measurements of clear opening**

Then measure the widths of the clear opening where the doors are to be installed:

Clear opening at top = mm  
 Clear opening in the centre = mm  
 Clear opening at bottom = mm  
 Wall width on left = mm  
 Wall width on right = mm

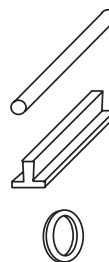
**NOTE: the height measurements must be specified from the finished floor line (FFL) !**

**Finish**

- Glass 8 mm clear G70
- Glass 8 mm ceramik lacquer, all-over G71
- Glass 8 mm ceramik lacquer, block strips G72
- Glass 8 mm, special design G00

**ceramik lacquer on one side (jamb side)!**

- Wall distance profile, aluminium 16 mm -only for ganzglas suspension system-



**Handle options**

- Aluminium rod, ø16 mm, 400 mm long
- Aluminium T-section, 300 mm long
- Aluminium shell handle, ø 70 mm

**inova top GmbH**

Hansastraße 9  
D-59557 Lippstadt / Germany

Phone +49 (0)2941.2820-0  
Fax +49 (0)2941.2820-45

info@inova-tueren.de  
www.inova-tueren.de